




PERLIGHT

Powering Possibilities

PLM-150P-36 SERIES

Polycrystalline Silicon Solar Module



PERLIGHT SOLAR

Founded in 2006, Perlight is a Global Solar Energy provider with a presence in more than 35 countries around the world. More than 1.5GW of Perlight modules have been used in residential, commercial and off-grid systems around the world.

Perlight's success has been built on proven product performance and reliability, state of the art technology and long term partnerships with key customers.

15.0% -17.2%

CELL EFFICIENCY

12 YEARS

PRODUCT WARRANTY

0 -3%

POWER TOLERANCE

POWER WARRANTY

25 YEAR 80% Power Output Warranty

12 YEAR 90% Power Output Warranty

12 YEAR Material & Workmanship Warranty



Performance

High output and efficiency even under low light conditions



Versatility

Salt mist corrosion tested, perfect for harsh climatic conditions



Reliability

Durable and reliable solar panels due to stringent quality control measures, testing and strict selection of raw materials and components. PID free (TUV certified)



Design and Innovation

Perlight is committed to innovation and constantly working to provide the next breakthrough in solar technology: the new All Black panel is an example of this commitment.

POLYCRYSTALLINE, 36-CELL SERIES

ELECTRICAL PERFORMANCE

Module type	PLM-150P-36						
Power output	P_{max}	W	130	135	140	145	150
Power output tolerances	ΔP_{max}	%					0 - 3
Voltage at Pmax	V_{mpp}	V	17.53	17.91	18.26	18.67	19.04
Current at Pmax	I_{mpp}	A	7.42	7.54	7.67	7.77	7.88
Open-circuit voltage	V_{oc}	V	21.93	22.07	22.29	22.42	22.55
Short-circuit current	I_{sc}	A	8.21	8.29	8.33	8.38	8.49

STC: 1000W/m² irradiance, 25°C cell temperature, AM 1.5g spectrum according to EN 60904-3.

THERMAL CHARACTERISTICS

Nominal operating cell temperature	NOCT	°C	45±2
Temperature coefficient of P_{max}	μ	%/°C	-0.45
Temperature coefficient of V_{oc}	B_{voc}	%/°C	-0.34
Temperature coefficient of I_{sc}	α_{Isc}	%/°C	0.06
Temperature coefficient of V_{mpp}	B_{Vmpp}	%/°C	-0.40

OPERATING CONDITIONS

Max. system voltage	600V _{oc}
Limiting reverse current	15A
Operating temperature range	-40°C to 85°C
Max. static load front (e.g., snow)	5400Pa
Max. static load back (e.g., wind)	2400Pa
Max. hailstone impact (diameter / velocity)	25mm / 23m/s

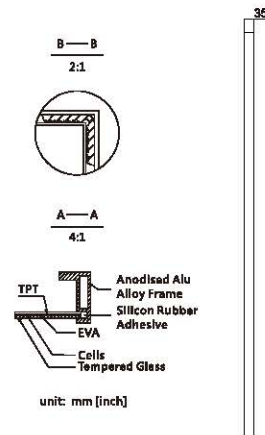
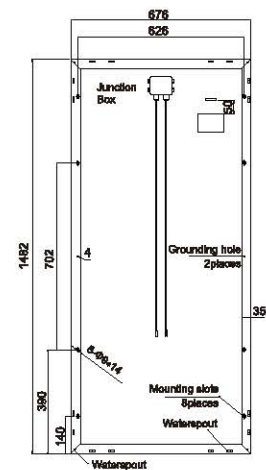
MECHANICAL CHARACTERISTICS

Front cover (material / thickness)	low-iron tempered glass / 3.2mm
Backsheet (color)	white
Cell (quantity / material / dimensions)	36 / polycrystalline silicon / 156 x 156mm
Frame (material / color)	anodized aluminum alloy / silver
Junction box (protection degree)	> IP65
Cables & Plug connectors	900mm / 4mm ² & MC4 compatible / IP67
Module Dimensions (L / W / H)	1482mm x 676mm x 35mm
Module Weight	11.5kg

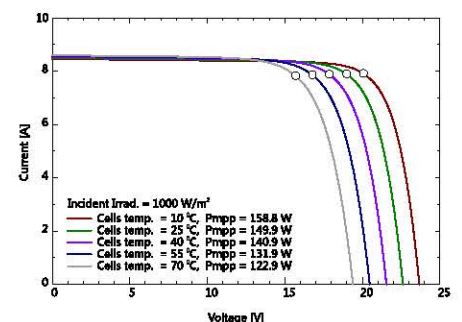
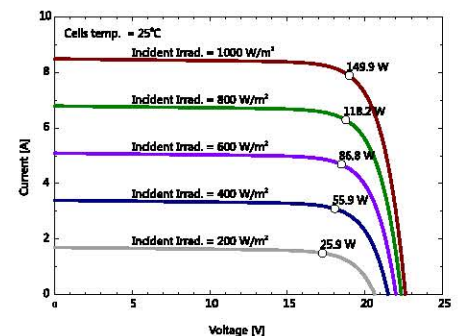
PACKING DETAILS

Container	20'GP	40'HQ
Pieces per pallet	66	80
Pallets per container	7	15
Pieces per container	462	1200

Module Diagram:



Electrical Curves:



PERLIGHT
Powering Possibilities

Perlight Partners



QUALIFICATIONS & CERTIFICATIONS

IEC 61215, IEC 61730, CE, IEC 62804 (PID Free), UL 1703, J-PEC, PV CYCLE, IEC/EN 61701, IEC 62716

